


Peerless® ROTARY DOUGH FEEDER

APPLICATION

The Peerless® Rotary Dough Feeder automatically and delicately feeds uniform blocks of dough to the hopper of the dough divider or forming equipment without changing the dough condition or temperature.

FEATURES

- Suitable for bread, roll, biscuit, cracker and cookie doughs.
- Eliminates the need for tro hoists, tro handling and large hoppers.
- System maintains a constant level of dough in the downstream hopper for improved scaling or forming accuracy.
- Handles from 500 lbs to 22,000 lbs of dough per hour.
- Open design for ease of sanitation and routine maintenance.
- Low profile, portable design works well in confined areas or where restricted ceiling heights exist.
- Quiet operation.



Peerless® ROTARY DOUGH FEEDER

OPTIONS

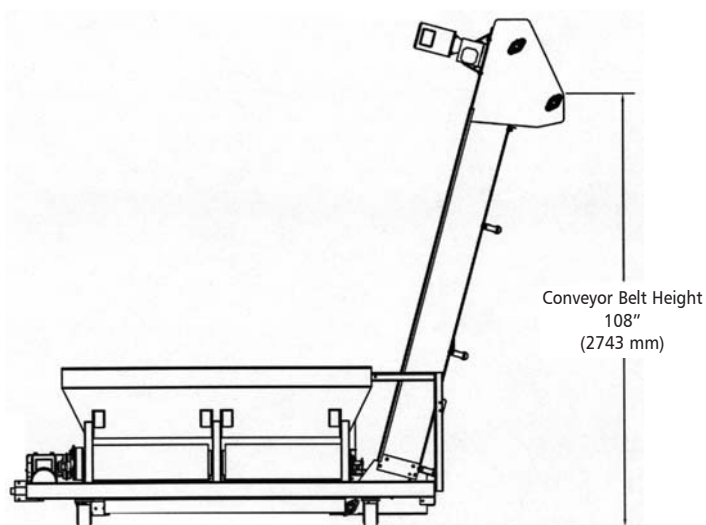
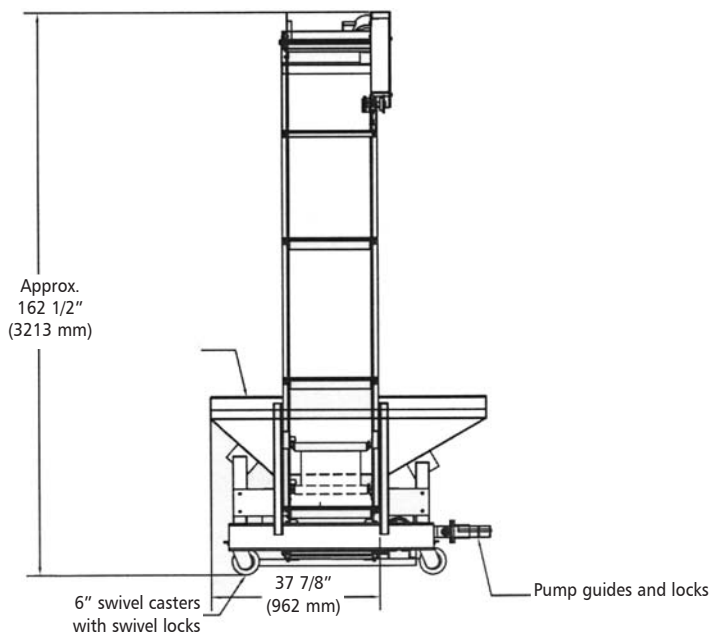
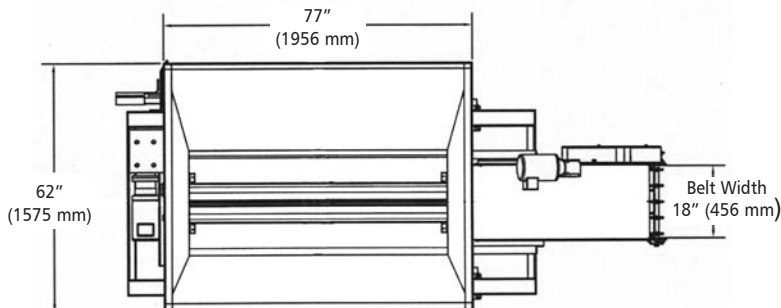
- Power traverse for use with multiple mixers.
- Vertical discharge conveyors and dough feed conveyors to automatically feed one or more processing lines..
- Integration for Automated Conventional Batch Mixer (ACBM)®.
- Polyethylene lined hopper to reduce dough sticking.
- Special hopper configurations.

SPECIFICATIONS

- Hopper Capacities 400 lbs (kg) to 3000lbs(kg).
- Throughput Rates 500 lbs to 22,000 lbs per hour.
- Electrical 460 V, 3 phase, 60 Hz
Other per customer request
- Drive Motor 1HP Standard

STANDARD MODELS

- RDF4 400 lb hopper capacity
- RDF6 600 lb hopper capacity
- RDF10 1,000 lb hopper capacity
- RDF16 1,600 lb hopper capacity
- RDF20 2,000 lb hopper capacity
- RDF24 2,400 lb hopper capacity
- RDF28 2,800 lb hopper capacity
- RDF32 3,200 lb hopper capacity



Model RDF20 with Vertical Conveyor